

Bathing solutions

For the central bathing area

GETINGE GROUP

Passion for life





Create the **optimum** system

ArjoHuntleigh bathing systems ensure an optimum environment to support high quality care and good working conditions throughout the assisted bathing cycle. We provide flexible solutions to meet safety and comfort needs in central bathing areas.

Meet changing needs

Our flexible systems can be adapted to meet the changing needs of patients and residents. The choice of bath lengths, tub shapes and options means an optimum system can be tailored to suit current and future requirements of different facilities.

Enhance bathing benefits

Maximise the beneficial effects of bathing for mind and body. Our options enhance the bathing experience with the deep relaxing effects of *Hydromassage*, the sensitive cleaning action of *Hydrosound* and the gentle sensory stimulation of *Sound & Vision*.

Secure disinfection and hygiene

Having an effective way to combat the ever-present risk of cross-infection and harmful microorganisms is vitally important. Our bathing systems offer easy-to-clean surfaces and an effective, well-proven integrated disinfection system.

Safety and quality

Our bathing systems are certificated in accordance with ISO 9001 and ISO 13485 as well as CE-marked in accordance with the Medical Device Directive.

For optimum system performance, installation and servicing is carried out by our service technicians.

A simple 8-step selection process pinpoints your optimum bathing system:

1 Mobile hygiene lifter

The hygiene lifter is an integral part of a bathing system. Our *Mobility Gallery* (see back cover) helps you select a lifter matched to the functional mobility levels of your residents.

2 Bath length

The residents' functional mobility level and the required hygiene lifter are decisive factors in deciding the right bath length – short, standard or extra-long.

3 Bath shape

We offer a straight bath or a keyhole-shaped tub designed specifically for smooth integration with mobile hygiene lifters.

4 Options to enhance bathing benefits

Incorporating *Hydromassage*, *Hydrosound* and/or *Sound & Vision* in your system can enhance the benefits of bathing for your patients or residents.

5 Safety and protection

A choice of control panels in the foot-end of the tub provides different levels of control to manage filling routines and water temperature.

6 Disinfection

There is a more effective alternative to manually cleaning and disinfecting the bath. A built-in disinfection system provides maximum protection against cross infection. The P300 panel offers automatic cleaning and disinfection of all *Hydromassage* components at the touch of button.

7 Bath liquids

A range of bath oils and a shampoo & body wash from ArjoHuntleigh are designed to support gentle cleaning routines and promote good skincare.

8 Accessories

Enhance the physical comfort and convenience of bathing sessions with accessories to meet your residents' needs.



Hygiene lifters

Hygiene lifters are an integral part of the bathing system, providing safe and comfortable support for the patient during bathing, lifting, transfers and transport.

ArjoHuntleigh offers four hygiene lifters to suit different needs and requirements.

A complete bathing system consists of a height-adjustable bath and an integrated height-adjustable mobile hygiene lifter. The height-adjustable elements of the system ensure good ergonomics, as the carer can always adjust equipment to a comfortable working height.

It is vital for the patient's safety and mobility that hygiene lifters provide the right balance of support and mobilisation. Our two hygiene lifters – the *Alenti* lift bath chair and the *Miranti*

lift bath trolley – are designed for specific mobility levels.

Together these hygiene lifters cover all levels in the ArjoHuntleigh Mobility Gallery from Albert to Emma.

The powered functions of our lifters reduce strain on carers.

With powered raising and lowering of the patient, manual lifting and transfers are eliminated from the bathing cycle.

Our powered hygiene lifters are very easy to use, enabling a single carer to safely manage the entire bathing cycle.

Once on the seat or stretcher of the hygiene lifter, the patient remains there in comfort and safety throughout the bathing cycle – from bed to bath and back again – for transfers, transport and immersion in the bath itself. The patient can therefore enjoy the full benefits of bathing optimally supported by the lifter at all stages.

How to choose your hygiene lifter

1. Mobility is the starting point

The functional mobility of your residents is the determining factor in the choice of hygiene lifter. Our *Mobility Gallery* is a tool to help you identify mobility levels.

2. Which bath length?

All lengths of the two baths are compatible with our lift hygiene chairs. The lift bath trolley works with standard length *Rhapsody/Primo* tubs and extra-long *Rhapsody*.



Keep going with 2 x power

All units are delivered with two high-capacity batteries. With one battery always fully charged, ArjoHuntleigh hygiene lifters offer maximum availability, as they are always ready to use.

3. Lift hygiene chair or lift bath trolley?

Our lift hygiene chair serves less dependent residents, specifically Albert, Barbara and Carl, while our lift bath trolley offers optimum support for Doris and Emma.



Handset control

Efficient control of powered functions such as raising, lowering and central locking via the handset allows the carer to work close to the patient at all times, which improves personal contact and the quality of care.

Rhapsody & Primo



The bathing system includes two tub shapes, a traditional straight-edged bath, *Primo* (shown above), or a more innovative keyhole-shaped *Rhapsody*. This shape enhances patient comfort with optimum immersion and extra room for shoulders and arms.

Rhapsody and Primo

These two baths ensure bathing sessions with the highest level of safety and comfort, and are easily adaptable to meet the needs of different care facilities.

Rhapsody and *Primo* tubs from ArjoHuntleigh are not only height adjustable, but also highly adaptable. Our bathing systems are designed for flexibility and are compatible with a range of transport and lifting aids that cover all resident mobility levels. A complete system enables one carer to safely manage the entire bathing cycle. Bath features and options can be combined to create systems that suit the specific needs of your facility's patients.

With our easy-to-follow selection guide on the next two pages, you can choose from the alternatives for control panel, tub shape and length, treatment options and colour to create your optimum bath.

Features

- Height adjustable
- Integrated dispensing system
- Outstanding filling capacity with 100 l/min*
- Automatic shut-off of filling if drain is open
- Filling and shower water are immediately shut off if temperatures exceed safe limits.
- Pressure & Temperature compensating Mixer
- Auto-fill automatically fills the tub

Control panel



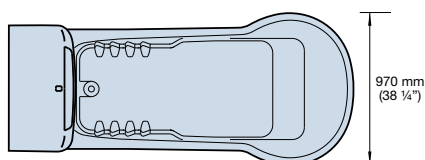
P 300

The panel that offers the most advanced comfort and safety features:

- Height adjustable
- Auto-fill+, three preset levels with possible afterfilling
- Three-sensor scalding protection
- Pre-programmed liquid dispensing system
- Digital adjustment of water temperature
- Digital adjustment of Hydrosound
- Digital temperature display
- Disinfectant container warning indicates when disinfectant is used up.

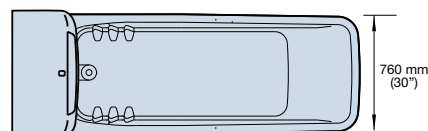
The shower hose can be placed on the left or right side of the panel. Another option is to add a second shower hose.

Which bath shape?



Rhapsody

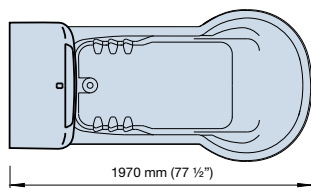
The innovative keyhole-shaped tub is designed specifically to provide smooth integration with mobile hygiene lifters and support good ergonomic routines.



Primo

If a conventional solution is preferred, *Primo* offers the familiar shape of a traditional straight bathtub.

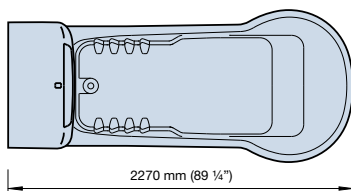
Which bath length?



Short tub

Rhapsody and Primo

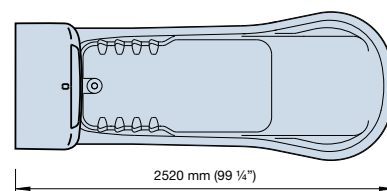
- Length: between recumbent bath and sit bath
- Offers good immersion for a bath of this length
- Integrates with *Alenti*
- User range: mobility levels A-B-C



Standard length tub

Rhapsody and Primo

- Offers good immersion
- Integrates with *Alenti* and *Miranti*
- Best choice for A-B-C
- Best choice for *Alenti* integration



Extra-long tub

Rhapsody

- Offers optimum immersion
- Integrates with *Alenti* and *Miranti*
- Best choice for D-E
- Best choice for *Miranti* integration

Rhapsody & Primo

Consider therapy options



Hydrosound™

Hydrosound offers a gentle touch for cleaning sensitive skin. This advanced system helps to protect skin by offering a pleasant and relaxing alternative to manual washing. An integrated ultrasound unit in the tub generates millions of jet streams. The imploding bubbles remove dirt particles from the skin in a gentle brushing action.



Hydromassage™

A built-in *Hydromassage* unit creates millions of small bubbles and agitation in the bathwater. This generates a gentle massaging effect that stimulates peripheral blood circulation and eases muscle tension. *Hydromassage* is an effective way of inducing deeper relaxation, as well as a pleasant sensory experience.

Choose colour

As well as traditional white, we now offer tubs in four new pastel shades – blue, green, rose and cream – to blend in with today's more subtle colour schemes and contribute to a calming atmosphere in the bathroom.



Sound & Vision



This pleasant colourful underwater lighting and soft music stimulus enhances the power of bathing to calm stressed or anxious patients and residents. As calmer patients require less care resources and medication, **Sound & Vision™** creates benefits that are felt beyond the bathroom.

The *Sound & Vision* experience can be enjoyed by people of all ages who would benefit from greater relaxation. Using the system can help you to create a calm multisensory bathroom environment in harmony with the Snoezelen philosophy.

The benefits of *Sound & Vision* can be combined with a still bath, *Hydrosound* and *Hydromassage*. With *Sound & Vision* and other bath options such as *Hydrosound* or *Hydromassage* you can transform the bath into a safe haven for relaxation and hydrotherapy, maximising the beneficial effects of bathing for mind and body.



Light

The underwater lights are mounted in the front end of the tub and shift between red, green, blue, pink and yellow.



Sound

A USB memory stick with MP3 files provides soft music in the tub during bathing sessions.


Integrated liquid dispensing system

An integrated liquid dispensing system offers the most efficient and convenient way to dispense liquids. The built-in unit can dispense *ArjoClean*, *Arjo Oil* or *Arjo Care* shampoo & body wash. An instant dispensing system or advanced programmable system are available.



ArjoClean™

Maximum protection against cross infection is provided by an integrated disinfection system, which cuts cleaning time and ensures thorough disinfection of the bath.



Arjo Oil™

A new range of bath oils from ArjoHuntleigh keeps skin soft and supple, and offers different fragrances to enhance the benefits and pleasures of the bathing session.



Arjo Care™

Arjo Care is a specially formulated shampoo & body wash, a mild all-in-one soap and shampoo that conditions the hair and protects and moisturises the skin.



Accessories

ArjoHuntleigh bathing systems offer a wide range of accessories to improve key aspects of the bathing session – from enhancing individual patient comfort and safety to making bathing a more pleasurable and fragrant experience.



Pillow

The pillow is attached to the tub by suction cups. Once positioned for personal comfort the pillow remains firmly in place, but is easy to reposition when required.



Foot support

The movable foot support can be slotted into one of four positions and provides extra security for residents by preventing them from slipping down in the tub.



Snap-on toiletry tray

A snap-on toiletry tray allows shampoo, bath oils, toiletries and other personal items to be kept within easy reach.



Treatment hose

The treatment hose connects directly to the *Hydromassage* system, making it possible to focus *Hydromassage* for localised massage on an arm or leg.



Bath oils

ArjoHuntleigh bath oils and fragrances can be used to create different effects and contribute to the overall positive effect of bathing on wellbeing. Using these bath oils adds aromatic appeal and another positive dimension to bathing sessions.

Lift hygiene chair - Alenti



Alenti – the most advanced lift hygiene chair

Alenti is an integral part of a safe, comfortable bathing cycle. This lift hygiene chair from ArjoHuntleigh gives the resident superior comfort and constant security during transfers, transport and the bathing session itself.

Alenti is the most comfortable and best available lift hygiene chair to cover the needs of semi-dependent residents. With *Alenti*, a single carer can safely manage all aspects of the bathing cycle and work in an ergonomically sound way at all times.

The battery-powered *Alenti* offers many features designed to enhance safe ergonomic working practices – from handset control and height-adjustability to ergo grips and central braking. *Alenti* can also be used as a shower chair.

Using the height-adjustable *Alenti* in conjunction with a height-adjustable ArjoHuntleigh tub is the perfect combination for optimised ergonomics, as carers can always perform routines at the correct working height.



Bedside collection
Collecting the resident from the bed is an efficient and safe routine. The resident is transferred onto the *Alenti* seat.



Transfer & transport
After the transfer, the seat is raised to the optimum height for transport.



Powered functions:

raising, lowering and electronic central braking

Bath compatibility:

all lengths of *Rhapsody* and *Primo*

Best suited for:

mobility levels Albert, Barbara and Carl

Product Information	
Lifting capacity	182 kg (400 lbs.)
Weight	65 kg (143 lbs.)
Total width (Seat + Chassi)	605 mm (23 ¾")
Total length	900 mm (35 ½")
Seat height	475 mm (18 ¾") - 1060 mm (41 ¾")
Lifting stroke range	585 mm (23")



Integrated scale

Choose the on-board electronic scale option and *Alenti* becomes a convenient alternative to fixed scales for weighing patients.



Safety belt

The comfortable belt ensures optimum support, so the resident stays securely in place and does not slide off the seat when bathing.



Bedpan

Alenti can also be used for toileting. Extra security for incontinent patients can be provided with the bedpan & bedpan holder option.



Complete control

Raising, lowering and central braking functions are efficiently controlled with a handset, enabling the carer to stay close to the resident.

Lift bath trolley - Miranti



Miranti – the most advanced lift bath trolley

The *Miranti* lift bath trolley offers an unrivalled level of power-assisted care in the lifting, transporting and bathing of more dependent and totally dependent residents. With Power Drive and adjustable powered backrest, *Miranti* sets new standards for ergonomic, labour-saving operation and resident comfort and safety.

The *Miranti* makes bathing a dependent resident a one-to-one process. For the resident, being bathed by a single carer is less stressful and intrusive than team care. Powerful support functions, ergonomic design, easy operation and simple comfort and safety features create system confidence in both the carer and resident. The carer has a better working environment and the resident can relax, enjoy being in the tub, and gain the full benefits of bathing.

The *Miranti* is built for intensive use. The rechargeable battery system means it is always ready for duty. Time savings allow more residents to be bathed and staff who would otherwise have to partner another carer in the bathing cycle are released to do other jobs.

The efficient functions and features of the *Miranti* give the carer more time to attend to the resident and let him enjoy the full benefits of the bath.



Bedside collection

The side-positioned pillar enables efficient sideways transfer from the bed. Adjust height of stretcher to rest on the bed, then roll the resident gently onto it.



Transfer & transport

With the *Miranti*, one nurse can collect the resident at the bed and take him directly to the bath. The entire procedure requires an absolute minimum of effort.



Thigh-support and head cushion
The thigh support cushion and multi-slot head cushion can be adjusted in different positions for individual comfort.



Safety belts
When extra security is needed, two safety belts are available to ensure the resident is safely positioned and does not slide off the stretcher when bathing.



Integrated scale
Weighing residents on the *Miranti* during transport is simple using the optional on-board electronic scale.



Power Drive
Controlled via a push button in the driving handle, Power Drive minimises the physical effort involved in patient transport.

Powered functions:

raising, lowering, electronic central braking, adjustable backrest and Power Drive.

Bath compatibility:

with *Rhapsody/Primo* (standard length) and *Rhapsody* (extra long)

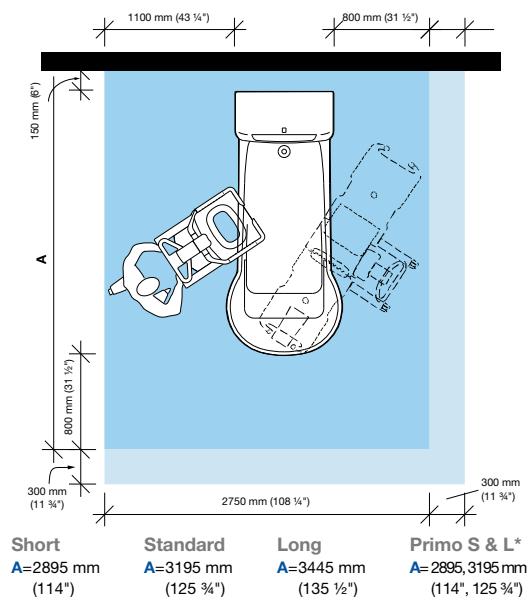
Best suited for:

mobility levels Doris and Emma

Product Information	
Lifting capacity	160 kg (350 lbs.)
Weight with Power Drive	103 kg (227 lbs.)
Total width (Stretcher + Chassi)	940 mm (37")
Total length	1950 mm (76 ¾")
Seat height	450 mm (17 ¾") - 1035 mm (40 ¾")
Lifting stroke range	585 mm (23")

Product specifications

Space requirement



Blue area shows the minimum working area required for the staff to be able to use the mechanical aids in an ergonomic way from one side.

Light blue area shows required extension of working area to facilitate activities from either side to provide adequate access for the resident, mechanical aid and assisting carer.

*Standard & Long

Product information

Rhapsody Short	Standard	Long	Primo (Short & Standard)
Total weight, kg (lbs)			
390 (860)	470 (1036)	525 (1157)	380 (838)
Water consumption*, liter			
185	260	310	180
Filling time at 300 kPa dyn. pressure (Hw 80°C)*, min.			
3.00	4.50	5.15	3, 4.30
Emptying time, min.			
3.00	4.50	5.25	3, 4.30
Min height from tub rim, mm. (In)			
835 (33")	835 (33")	835 (33")	835 (33")
Max height from tub rim, mm. (In)			
1330 (52 1/4")	1330 (52 1/4")	1330 (52 1/4")	1330 (52 1/4")
Total length, mm. (In)			
1970 (77 1/2")	2270 (89 1/2")	2520 (99 1/4")	1979, 2270 (77 5/8", 89 1/2")
Total width, mm. (In)			
970 (38 1/4")	970 (38 1/4")	970 (38 1/4")	850 (33 1/2")

* Completely filled with resident

For more detailed information see www.ArjoHuntleigh.com

Mobility Gallery

Albert, Barbara, Carl, Doris and Emma



- A Albert**, who is ambulatory and independent.
- B Barbara**, who can support herself to some degree.
- C Carl**, who sits in a wheelchair and has little capacity to support himself.
- D Doris**, who has no capacity to support herself.
- E Emma**, who is almost completely bedridden and totally dependant.

Please contact ArjoHuntleigh for further information on the Mobility Gallery™.

GETINGE GROUP



Arjo Scandinavia AB

Hans Michelsensgatan 10, 211 20 Malmö, Sweden

Tel: 010-494 7760, kundservice@ArjoHuntleigh.com

www.getingegroup.com

MAQUET
GETINGE GROUP

ARJOHUNTLEIGH
GETINGE GROUP

GETINGE
GETINGE GROUP

Getinge Group is a leading global provider of innovative solutions for operating rooms, intensive-care units, hospital wards, sterilization departments, elderly care and for life science companies and institutions. With a genuine passion for life we build quality and safety into every system. Our unique value proposition mirrors the continuum of care, enhancing efficiency throughout the clinical pathway. Based on our first-hand experience and close partnerships, we are able to exceed expectations from customers – improving the every-day life for people, today and tomorrow.